

Format of holding of specified securities

Annexure - I

- 1 **Name of Listed Entity : OCTAL CREDIT CAPITAL LTD.**
- 2 Scrip Code/Name of Scrip/Class of Security :
- 3 Share Holding Pattern Filed under: Reg. 31(1) (b) : **Quarter Ended 30/09/2022**
- 4 Declaration:

	Particulars	Yes	No
1	Whether the Listed Entity has issued any partly paid up shares		NO
2	Whether the Listed Entity has issued any Convertible Securities or Warrants?		NO
3	Whether the Listed Entity has any shares against which depository receipt are issued?		NO
4	Whether the Listed Entity has any shares in locked-in?		NO
5	Whether any shares held by promoters are pledge or otherwise encumbered?		NO

- 5 The tabular format for disclosure of holding of specified securities is as follows:-



Table I - Summary Statement holding of specified securities

Category (i)	Category of shareholder (ii)	Nos. of shareholders (iii)	No. of fully paid-up equity shares held (iv)	No. of partly paid-up equity shares held (v)	No. of shares underlying Depository Receipt (vi)	Total nos. shares held (vii) = (iv)+(v)+(vi)	Shareholding as a % of total no. of shares (calculated as per SCRR, 1957) (viii) As a % of (A+B+C2)	Number of Voting Rights held in each class of securities (ix)			No. of Shares underlying convertible securities (including Warrants) (x)	Shareholding as a % assuming full conversion of convertible securities (as a percentage of diluted share capital) (xi) = (vii)+(x) as a % of (A+B+C)	Number of Locked in shares (xii)		Number of Shares pledged or otherwise encumbered (xiii)		Number of equity shares held in dematerialized form (xiv)
								No. of Voting Rights					No. (a)	As a % of total Shares held (b)	No. (a)	As a % of total Shares held (b)	
								Class eg:x	Class eg:y	Total							
(A)	Promoter & Promoter Group	16	1342100	0	0	1342100	26.837	0	0	0	26.837	0	0.000	0	0.000	1342100	
(B)	Public	1467	3658800	0	0	3658800	73.163	0	0	0	73.163	0	0.000	0	0.000	3517375	
(C)	Non Promoter - Non Public																
(C1)	Shares underlying DRs																
(C2)	Shares held by Employee Trusts																
	TOTAL	1483	5000900	0		5000900	100.000	0	0	0	100.000	0	0.000	0	0.000	4859475	





Table II - Statement showing shareholding pattern of the Promoter and Promoter Group

Category & Name of shareholders (i)	Entity type i.e. promoter	Nos. of shareholders (iii)	No. of fully paid-up equity shares held (iv)	No. of partly paid-up equity shares held (v)	Nos. of shares underlying Depository Receipt (vi)	Total nos. shares held (vii) = (iv)+(v)+(vi)	Shareholding % calculated as per SCRR, 1957 As a % of (A+B+C2) (viii)	Number of Voting Rights held in each class of securities (ix)			No. of Shares Underlying Outstanding convertible securities (including Warrants) (x)	Shareholding as a % assuming full conversion of convertible securities (as a percentage of diluted share capital) = (xi)/(x) as a % of (A+B+C)	Number of Locked in shares (xii)		Number of Shares pledged or otherwise encumbered (xiii)		Number of equity shares held in dematerialized form (xiv)
								No. of Voting Rights		Total			No. (a)	As a % of total Shares held (b)	No. (a)	As a % of total Shares held (b)	
								Class x	Class y								
(1) Indian		0	0	0	0	0	0.000	0	0	0.000	0	0.000	0	0.000	0	0	0
(a) Individuals/Hindu undivided Family		13	402300	0	0	402300	8.045	402300	0	8.045	0	8.045	0	0.000	0	0.000	402300
ARUNA PATNI	PROMOTER	0	20000	0	0	20000	0.400	20000	0	0.400	0	0.400	0	0.000	0	0.000	20000
BIMAL KUMAR PATNI	PROMOTER	0	10000	0	0	10000	0.200	10000	0	0.200	0	0.200	0	0.000	0	0.000	10000
BIMALA DEVI JAIN	PROMOTER	0	10000	0	0	10000	0.200	10000	0	0.200	0	0.200	0	0.000	0	0.000	10000
DHANRAJ PATNI	PROMOTER	0	70000	0	0	70000	1.400	70000	0	1.400	0	1.400	0	0.000	0	0.000	70000
DILIP KUMAR PATNI	PROMOTER	0	16000	0	0	16000	0.320	16000	0	0.320	0	0.320	0	0.000	0	0.000	16000
KAMAL NAYAN JAIN	PROMOTER	0	11000	0	0	11000	0.220	11000	0	0.220	0	0.220	0	0.000	0	0.000	11000
MAHENDRA KUMAR PATNI	PROMOTER	0	45300	0	0	45300	0.906	45300	0	0.906	0	0.906	0	0.000	0	0.000	45300
MEENA DEVI JAIN	PROMOTER	0	10000	0	0	10000	0.200	10000	0	0.200	0	0.200	0	0.000	0	0.000	10000
NEELAM JAIN	PROMOTER	0	10000	0	0	10000	0.200	10000	0	0.200	0	0.200	0	0.000	0	0.000	10000
SANDEEP JAIN (PATNI)	PROMOTER	0	10000	0	0	10000	0.200	10000	0	0.200	0	0.200	0	0.000	0	0.000	10000
SHREE CHAND SARAOGI	PROMOTER	0	40000	0	0	40000	0.800	40000	0	0.800	0	0.800	0	0.000	0	0.000	40000
SRISHTI PATNI	PROMOTER	0	140000	0	0	140000	2.799	140000	0	2.799	0	2.799	0	0.000	0	0.000	140000
VIJAY KUMAR PATNI	PROMOTER	0	10000	0	0	10000	0.200	10000	0	0.200	0	0.200	0	0.000	0	0.000	10000
(b) Central Government/State Government(s)		0	0	0	0	0	0.000	0	0	0.000	0	0.000	0	0.000	0	0.000	0
(c) Financial Institutions/Banks		0	0	0	0	0	0.000	0	0	0.000	0	0.000	0	0.000	0	0.000	0
(d) Any Other		0	0	0	0	0	0.000	0	0	0.000	0	0.000	0	0.000	0	0.000	0
Bodies Corporate		3	939800	0	0	939800	18.793	939800	0	18.793	0	18.793	0	0.000	0	0.000	939800
G. G. RESOURCES PVT. LTD.	PROMOTER GROUP	0	10000	0	0	10000	0.200	10000	0	0.200	0	0.200	0	0.000	0	0.000	10000
OCTAL SECURITIES AND SERVICES PVT. LTD.	PROMOTER GROUP	0	105000	0	0	105000	2.100	105000	0	2.100	0	2.100	0	0.000	0	0.000	105000
PATNI RESOURCES PVT. LTD.	PROMOTER GROUP	0	824800	0	0	824800	16.493	824800	0	16.493	0	16.493	0	0.000	0	0.000	824800
Trusts		0	0	0	0	0	0.000	0	0	0.000	0	0.000	0	0.000	0	0.000	0
Clearing Members		0	0	0	0	0	0.000	0	0	0.000	0	0.000	0	0.000	0	0.000	0




Category & Name of shareholders (I)	Entity type i.e. promoter		Nos. of shareholders (III)	No. of fully paid-up equity shares held (IV)	No. of partly paid-up equity shares held (V)	Nos. of shares underlying Depository Receipt (VI)	Total nos. shares held (VII) = (IV)+(V)+(VI)	Shareholding % calculated as per SCRR, 1957 As a % of (A+B+C2) (VIII)	Number of Voting Rights held in each class of securities (IX)			Shareholding as a % assuming full conversion of convertible securities (as a percentage of diluted share capital) (XI) = (VII)/(X) as a % of (A+B+C)	Number of Locked in shares (XII)		Number of Shares pledged or otherwise encumbered (XIII)		Number of equity shares held in dematerialized form (XIV)	
	promoter group entity (except promoter)	OR							Class x	Class y	Total		No. (a)	As a % of total Shares held (b)	No. (a)	As a % of total Shares held (b)		No. (a)
Sub-Total (A)(1)			16	1342100	0	0	1342100	26.837	1342100	0	26.837	0	0.000	0	0.000	0	0.000	1342100
(2) Foreign Individuals (Non-Resident Individuals/Foreign Individuals)			0	0	0	0	0	0.000	0	0	0.000	0	0.000	0	0.000	0	0.000	0
(a) Government			0	0	0	0	0	0.000	0	0	0.000	0	0.000	0	0.000	0	0.000	0
(b) Institutions			0	0	0	0	0	0.000	0	0	0.000	0	0.000	0	0.000	0	0.000	0
(c) Foreign Portfolio Investor			0	0	0	0	0	0.000	0	0	0.000	0	0.000	0	0.000	0	0.000	0
(d) Any Other			0	0	0	0	0	0.000	0	0	0.000	0	0.000	0	0.000	0	0.000	0
(e) OCBs			0	0	0	0	0	0.000	0	0	0.000	0	0.000	0	0.000	0	0.000	0
QFI - Individual			0	0	0	0	0	0.000	0	0	0.000	0	0.000	0	0.000	0	0.000	0
QFI - Corporate			0	0	0	0	0	0.000	0	0	0.000	0	0.000	0	0.000	0	0.000	0
Sub-Total (A)(2)			0	0	0	0	0	0.000	0	0	0.000	0	0.000	0	0.000	0	0.000	0
Total Shareholding of Promoter and Promoter Group (A)=(A)(1)+(A)(2)			16	1342100	0	0	1342100	26.837	1342100	0	26.837	0	0.000	0	0.000	0	0.000	1342100



Table III - Statement showing shareholding pattern of the Public shareholder

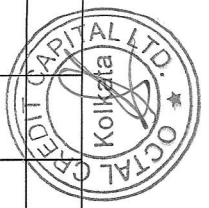
Category & Name of shareholders (i)	Nos. of shareholders (iii)	No. of fully paid up equity shares held (iv)	No. of partly paid-up equity shares held (v)	Nos. of shares underlying Depository Receipt (vi)	Total nos. shares held (vii) = (iv)+(v)+(vi)	Shareholding g % calculated as per SCRR, 1957 As a % of (A+B+C2) (viii)	Number of Voting Rights held in each class of securities (ix)			No. of Shares Underlying Outstanding convertible securities (Including Warrants) (x)	Shareholding as a % assuming full conversion of convertible securities (as a percentage of diluted share capital) (xi) = (vii)+(x) as a % of (A+B+C)	Number of Locked in shares (xii)		Number of Shares pledged or otherwise encumbered (xiii)		Number of equity shares held in dematerialized form (xiv)	Sub-categorization of shares (xv)		
							No. of Voting Rights					As a % of total Shares held (b)	As a % of total Shares held (b)	Sub-category (i)	Sub-category (ii)		Sub-category (iii)		
							Class x	Class y	Total										
							Total as a % of Total Voting rights												
Institutions																			
(1) (Domestic)	0	0	0	0	0	0.000	0	0	0	0	0.000	0	0	0	0.000	0			
(a) Mutual Funds	0	0	0	0	0	0.000	0	0	0	0	0.000	0	0	0	0.000	0			
Venture Capital Funds	0	0	0	0	0	0.000	0	0	0	0	0.000	0	0	0	0.000	0			
(b) Alternate																			
Investment Funds	0	0	0	0	0	0.000	0	0	0	0	0.000	0	0	0	0.000	0			
(c) Financial																			
Institutions/Banks	0	0	0	0	0	0.000	0	0	0	0	0.000	0	0	0	0.000	0			
(d) Insurance																			
Companies	0	0	0	0	0	0.000	0	0	0	0	0.000	0	0	0	0.000	0			
(e) Provident Funds/Pension Funds	0	0	0	0	0	0.000	0	0	0	0	0.000	0	0	0	0.000	0			
(f) Asset Reconstruction Companies	0	0	0	0	0	0.000	0	0	0	0	0.000	0	0	0	0.000	0			
(g) Sovereign Wealth Funds	0	0	0	0	0	0.000	0	0	0	0	0.000	0	0	0	0.000	0			
(h) NBFCs registered with RBI	0	0	0	0	0	0.000	0	0	0	0	0.000	0	0	0	0.000	0			
(i) Other Financial Institutions	0	0	0	0	0	0.000	0	0	0	0	0.000	0	0	0	0.000	0			
(j) Any Other	0	0	0	0	0	0.000	0	0	0	0	0.000	0	0	0	0.000	0			
(k) Sub-Total (B)(1)	0	0	0	0	0	0.000	0	0	0	0	0.000	0	0	0	0.000	0			
(2) Institutions (Foreign)	0	0	0	0	0	0.000	0	0	0	0	0.000	0	0	0	0.000	0			
(a) Foreign Direct Investment	0	0	0	0	0	0.000	0	0	0	0	0.000	0	0	0	0.000	0			
(b) Foreign Venture Capital Investors	0	0	0	0	0	0.000	0	0	0	0	0.000	0	0	0	0.000	0			
(c) Sovereign Wealth Funds	0	0	0	0	0	0.000	0	0	0	0	0.000	0	0	0	0.000	0			
(d) Foreign Portfolio Investors	0	0	0	0	0	0.000	0	0	0	0	0.000	0	0	0	0.000	0			
Category I	0	0	0	0	0	0.000	0	0	0	0	0.000	0	0	0	0.000	0			
Category II	0	0	0	0	0	0.000	0	0	0	0	0.000	0	0	0	0.000	0			



Category & Name of shareholders (i)	Nos. of shareholders (iii)	No. of fully paid-up equity shares held (iv)	No. of partly paid-up equity shares held (v)	Nos. of shares underlying Depository Receipt (vi)	Total nos. shares held (vii) = (iv)+(v)+(vi)	Shareholding % calculated as per SCRR, 1957 As a % of (A+B+C2) (viii)	Number of Voting Rights held in each class of securities (ix)			No. of Underlying convertible securities (including Warrants) (x)	Shareholding as a % assuming full conversion of convertible securities (as a percentage of diluted share capital) (xi) = (vii)+(x) as a % of (A+B+C)	Number of Locked in shares (xii)		Number of Shares pledged or otherwise encumbered (xiii)		Number of equity shares held in dematerialized form (xiv)	Sub-categorization of shares (xv)		
							No. of Voting Rights					As a % of total Shares held (b)	As a % of total Shares held (b)	No. (a)	As a % of total Shares held (b)		Sub-category (i)	Sub-category (ii)	Sub-category (iii)
							Class x	Class y	Total										
(e) Overseas Depositors (holding DRs)(balancing figure)	0	0	0	0	0	0.000	0	0	0	0.000	0	0.000	0	0.000	0				
(f) Any Other	0	0	0	0	0	0.000	0	0	0	0.000	0	0.000	0	0.000	0				
QFI Corporate	0	0	0	0	0	0.000	0	0	0	0.000	0	0.000	0	0.000	0				
FPI - CORPORATE - CAT-III	0	0	0	0	0	0.000	0	0	0	0.000	0	0.000	0	0.000	0				
Sub-Total (B)(2)	0	0	0	0	0	0.000	0	0	0	0.000	0	0.000	0	0.000	0				
Central Government/State Government(s)	0	0	0	0	0	0.000	0	0	0	0.000	0	0.000	0	0.000	0				
(3) Central Government/President of India	0	0	0	0	0	0.000	0	0	0	0.000	0	0.000	0	0.000	0				
(a) State Government/Governor	0	0	0	0	0	0.000	0	0	0	0.000	0	0.000	0	0.000	0				
(b) Shareholding by Companies or Bodies Corporate where Central/State Government is a Promoter	0	0	0	0	0	0.000	0	0	0	0.000	0	0.000	0	0.000	0				
(c) Sub-Total (B)(3)	0	0	0	0	0	0.000	0	0	0	0.000	0	0.000	0	0.000	0				
(4) Non-institutions Associate Companies/Subsidiaries	0	0	0	0	0	0.000	0	0	0	0.000	0	0.000	0	0.000	0				
(a) NEWVIEW CONSULTANTS PRIVATE LIMITED	1	229350	0	0	229350	4.586	229350	0	229350	4.586	0	0.000	0	0.000	229350				
	0	229350	0	0	229350	4.586	229350	0	229350	4.586	0	0.000	0	0.000	229350				



Category & Name of shareholders (i)	Nos. of shareholders (iii)	No. of fully paid up equity shares held (iv)	No. of partly paid-up equity shares held (v)	Nos. of shares underlying Depository Receipt (vi)	Total nos. shares held (vii) = (iv)+(v)+(vi)	Shareholding % calculated as per SCRR, 1957 As a % of (A+B+C2) (viii)	Number of Voting Rights held in each class of securities (ix)			No. of Shares Outstanding convertible securities (including Warrants) (x)	Shareholding as a % assuming full conversion of convertible securities (as a percentage of diluted share capital) (xi) = (vii)+(x) as a % of (A+B+C)	Number of Locked in shares (xii)		Number of Shares pledged or otherwise encumbered (xiii)		Number of equity shares held in dematerialized form (xiv)	Sub-categorization of shares (xv)			
							Class x	Class y	Total			Total as a % of Total Voting rights	No. (a)	As a % of total Shares held (b)	No. (a)		As a % of total Shares held (b)	Sub-category (i)	Sub-category (ii)	Sub-category (iii)
(b) Directors and their relatives	0	0	0	0	0	0.000	0	0	0	0	0.000	0	0.000	0	0.000	0				
(c) Key Managerial Personnel	0	0	0	0	0	0.000	0	0	0	0	0.000	0	0.000	0	0.000	0				
(d) Relatives of Promoters (other than Immediate Relatives of Promoters disclosed under Promoter & Promoter Group)	0	0	0	0	0	0.000	0	0	0	0	0.000	0	0.000	0	0.000	0				
(e) Trusts where any person belonging to Promoter & Promoter Group Category is Trustee, beneficiary or author of the trust	0	0	0	0	0	0.000	0	0	0	0	0.000	0	0.000	0	0.000	0				
(f) IEPF Authority	0	0	0	0	0	0.000	0	0	0	0	0.000	0	0.000	0	0.000	0				
(g) Resident Individual shareholders holding nominal share capital up to Rs.2 Lakhs.	1427	648954	0	0	648954	12.977	648954	0	648954	0	12.977	0	0.000	0	0.000	557129				
(h) Resident Individual shareholders holding nominal share capital in excess of Rs.2 Lakhs.	17	1475923	0	0	1475923	29.513	1475923	0	1475923	0	29.513	0	0.000	0	0.000	1426323				
KHINWRAJ MANGILAL PANDYA HUF	0	153300	0	0	153300	3.065	153300	0	153300	0	3.065	0	0.000	0	0.000	153300				
PAVEL PANDYA & SONS HUF	0	137700	0	0	137700	2.754	137700	0	137700	0	2.754	0	0.000	0	0.000	137700				



Category & Name of shareholders (i)	Nos. of shareholders (iii)	No. of fully paid up equity shares held (iv)	No. of partly paid-up equity shares held (v)	Nos. of shares underlying Depository Receipt (vi)	Total nos. shares held (vii) = (iv)+(v)+(vi)	Shareholding % calculated as per SCRR, 1957 As a % of (A+B+C2) (viii)	Number of Voting Rights held in each class of securities (ix)			No. of Shares Underlying convertible securities (Including Warrants) (X)	Shareholding as a % assuming full conversion of convertible securities (as a percentage of diluted share capital) (vii)+(x) as a % of (A+B+C)	Number of Locked in shares (xii)		Number of Shares pledged or otherwise encumbered (xiii)		Number of equity shares held in dematerialized form (xiv)	Sub-categorization of shares (xv)		
							No. of Voting Rights		Total % of Total Voting rights			No. (a)	As a % of total Shares held (b)	No. (a)	As a % of total Shares held (b)		Sub-category (i)	Sub-category (ii)	Sub-category (iii)
							Class x	Class y											
ASHOK JAIN	0	80000	0	0	80000	1.600	0	80000	1.600	0	0.000	0	0.000	0	0.000	80000			
KARISHMA RAJGARIA	0	150000	0	0	150000	2.999	0	150000	2.999	0	0.000	0	0.000	0	0.000	150000			
MANJU PANDYA	0	142400	0	0	142400	2.847	0	142400	2.847	0	0.000	0	0.000	0	0.000	142400			
PRIYANKA PANDYA	0	114100	0	0	114100	2.282	0	114100	2.282	0	0.000	0	0.000	0	0.000	114100			
RINKY RAJGARIA	0	150000	0	0	150000	2.999	0	150000	2.999	0	0.000	0	0.000	0	0.000	150000			
UTKARSH SUREKA	0	135700	0	0	135700	2.714	0	135700	2.714	0	0.000	0	0.000	0	0.000	135700			
VIRENDRA KUMAR PANDYA	0	155700	0	0	155700	3.113	0	155700	3.113	0	0.000	0	0.000	0	0.000	155700			
(i) NRI	0	0	0	0	0	0.000	0	0	0.000	0	0.000	0	0.000	0	0.000	0			
Repatriable	2	2000	0	0	2000	0.040	0	2000	0.040	0	0.000	0	0.000	0	0.000	2000			
Non-Repatriable	0	0	0	0	0	0.000	0	0	0.000	0	0.000	0	0.000	0	0.000	0			
(j) Foreign Nationals	0	0	0	0	0	0.000	0	0	0.000	0	0.000	0	0.000	0	0.000	0			
(k) Foreign Companies	0	0	0	0	0	0.000	0	0	0.000	0	0.000	0	0.000	0	0.000	0			
(l) Bodies Corporate	20	1302573	0	0	1302573	26.047	0	1302573	26.047	0	0.000	0	0.000	0	0.000	1302573			
DARKIN VINCOM PRIVATE LIMITED	0	203850	0	0	203850	4.076	0	203850	4.076	0	0.000	0	0.000	0	0.000	203850			
GEMUS AGENTS PRIVATE LIMITED	0	134350	0	0	134350	2.687	0	134350	2.687	0	0.000	0	0.000	0	0.000	134350			
HI - PRINT ELECTROMACK PRIVATE LIMITED	0	162330	0	0	162330	3.246	0	162330	3.246	0	0.000	0	0.000	0	0.000	162330			
KUSUM INDUSTRIAL GASES LTD	0	100000	0	0	100000	2.000	0	100000	2.000	0	0.000	0	0.000	0	0.000	100000			
R.R.SYNTHETICS AND FINVEST PRIVATE LIMIT	0	245000	0	0	245000	4.899	0	245000	4.899	0	0.000	0	0.000	0	0.000	245000			
RADICO KHAITAN FINANCE LIMITED	0	174300	0	0	174300	3.485	0	174300	3.485	0	0.000	0	0.000	0	0.000	174300			
VARDHAMAN TEXTILE CO. PVT. LTD.	0	159900	0	0	159900	3.197	0	159900	3.197	0	0.000	0	0.000	0	0.000	159900			



Category & Name of shareholders (i)	Nos. of shareholders (iii)	No. of fully paid-up equity shares held (iv)	No. of partly paid-up equity shares held (v)	Nos. of shares underlying Depository Receipt (vi)	Total nos. shares held (vii) = (iv)+(v)+(vi)	Shareholding % calculated as per SCRR, 1957 As a % of (A+B+C2) (viii)	Number of Voting Rights held in each class of securities (ix)			No. of Shares Underlying convertible securities (Including Warrants) (x)	Shareholding as a % assuming full conversion of convertible securities (as a percentage of diluted share capital) (xi) = (vii)+(x) as a % of (A+B+C)	Number of Locked in shares (xii)		Number of Shares pledged or otherwise encumbered (xiii)		Number of equity shares held in dematerialized form (xiv)	Sub-categorization of shares (xv)			
							No. of Voting Rights					Total as a % of Total Voting rights	No. (a)	As a % of total Shares held (b)	No. (a)		As a % of total Shares held (b)	Sub-category (i)	Sub-category (ii)	Sub-category (iii)
							Class x	Class y	Total											
(m) Any Other	0	0	0	0	0	0.000	0	0	0	0.000	0	0.000	0	0.000	0					
QFI - Individual	0	0	0	0	0	0.000	0	0	0	0.000	0	0.000	0	0.000	0					
OCBs	0	0	0	0	0	0.000	0	0	0	0.000	0	0.000	0	0.000	0					
Clearing Memembers	0	0	0	0	0	0.000	0	0	0	0.000	0	0.000	0	0.000	0					
Trusts	0	0	0	0	0	0.000	0	0	0	0.000	0	0.000	0	0.000	0					
FPI - INDIVIDUAL - CAT-III	0	0	0	0	0	0.000	0	0	0	0.000	0	0.000	0	0.000	0					
Unclaimed Shares A/c	0	0	0	0	0	0.000	0	0	0	0.000	0	0.000	0	0.000	0					
Sub-Total (B)(4)	1467	3658800	0	0	3658800	73.163	3658800	0	3658800	73.163	0	0.000	0	0.000	0	3517375				
Total Public Shareholding (B)=(1)+(B)(2)+(B)(3)+(B)(4)	1467	3658800	0	0	3658800	73.163	3658800	0	3658800	73.163	0	0.000	0	0.000	0	3517375				



Table IV - Statement showing shareholding pattern of the Non Promoter - Non Public shareholder

Category & Name of shareholders (I)	PAN (II)	Nos. of shareholders (III)	No. of fully paid-up equity shares held (IV)	No. of partly paid-up equity shares held (V)	Nos. of shares underlying Depository Receipt (VI)	Total nos. shares held (VII) = (IV)+(V)+(VI)	Shareholding % calculated as per SCRR, 1957 (VIII) As a % of (A+B+C2)	Number of Voting Rights held in each class of securities (IX)			No. of Shares Underlying Outstanding convertible securities (including Warrants) (X)	Shareholding as a % assuming full conversion of convertible securities (as a percentage of diluted share capital) (XI) = (VII)+(X) as a % of (A+B+C)	Number of Locked in shares (XII)		Number of Shares pledged or otherwise encumbered (XIII)	Number of equity shares held in dematerialized form (XIV)
								Class x	Class y	Total			No. (a)	As a % of total Shares held (b)		
															Total as a % of Total Voting rights	
(1) Custodian DR Holder																
(2) Employee Benefit Trust (under SEBI (share based Employee Benefit) Regulations, 2014																
Total Non-Promoter - Non-Public Shareholding (C)=(C1)+(C)+(2)																



Table V - Statement showing shareholding details of significant beneficial owner

Sr No.	Details of the significant beneficial owner (I)		Details of the registered owner (II)		Details of holding/ exercise of right of the SBO in the reporting company, whether direct or indirect : (III)					Date of creation / acquisition of significant beneficial interest (IV)		
	Name	PAN/Passport No. in case of a foreign national	Nationality	Name	PAN/Passport No. in case of a foreign national	Nationality	Shares %	Voting rights %	Rights on distributable dividend or any other distribution %		Exercise of control	Exercise of significant influence

